

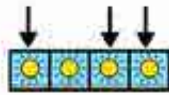
IL VULCANO ETNA



IL VULCANO ETNA



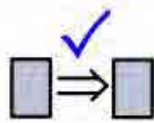
ERUTTA



SPESSO



LE ERUZIONI



CAUSANO



SCOPPI





MOLTI



ANIMALI



VIVONO



SUL



VULCANO



VOLPE



RANA VERDE



FALCO PELLEGRINO



AQUILA REALE





CONIGLIO



GHIRO

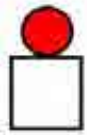


DAINO



CINGHIALE





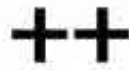
SUL



VULCANO



VIVE



ANCHE



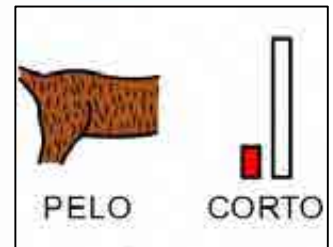
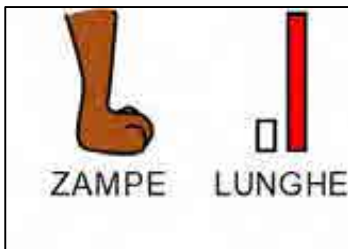
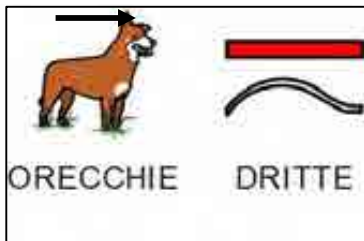
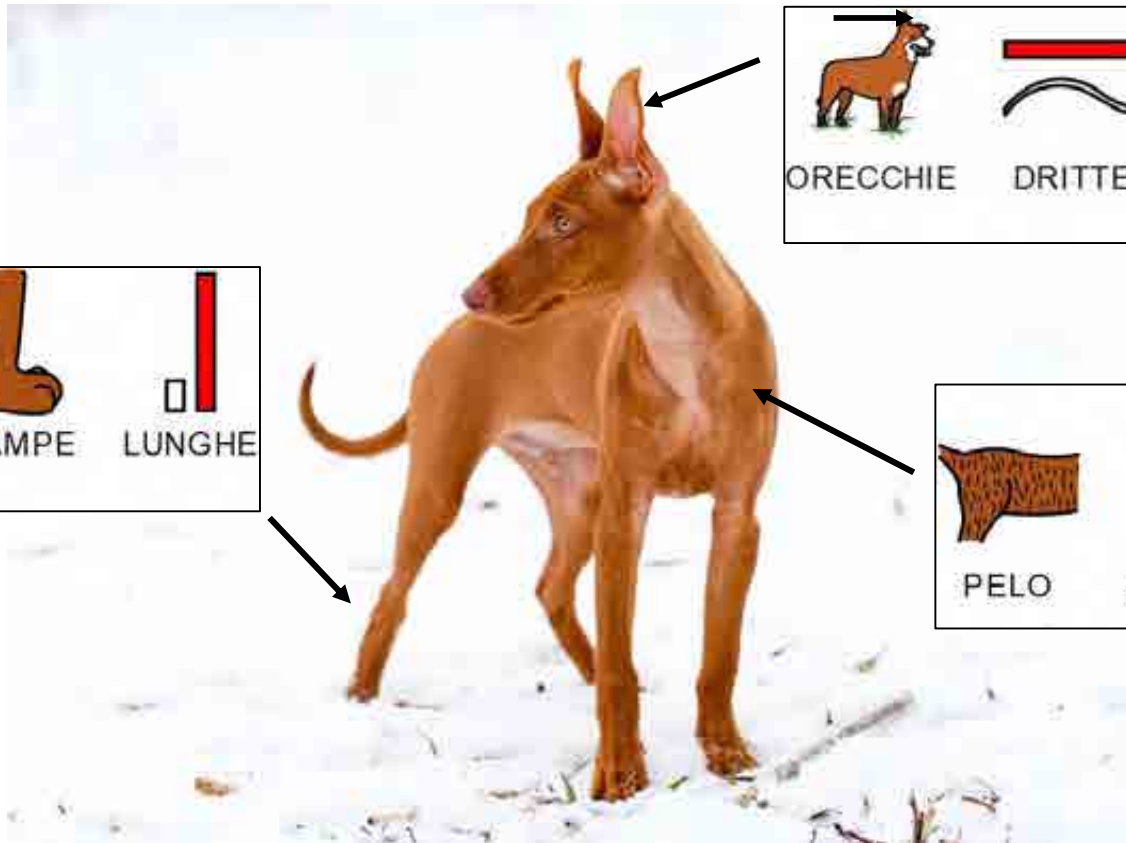
UN CANE



CHIAMATO



CIRNECO




 IL CIRNECO
 
 E'
 
 VELOCISSIMO.

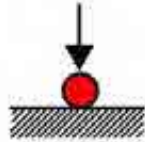


ATTORNO



ALL'ETNA


E



SI TROVANO

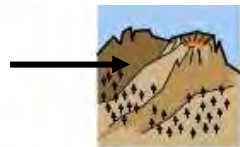


MOLTI



EDIFICI VULCANICI





L'EDIFICIO VULCANICO



LA LAVA



ESCE



DAL VULCANO




E



FORMA



DEGLI STRATI.



NEL TEMPO



GLI STRATI



FORMANO



UNA MONTAGNA.




LA MONTAGNA



SI CHIAMA



EDIFICIO VULCANICO.



NOI



DELL'



EDIFICIO VULCANICO

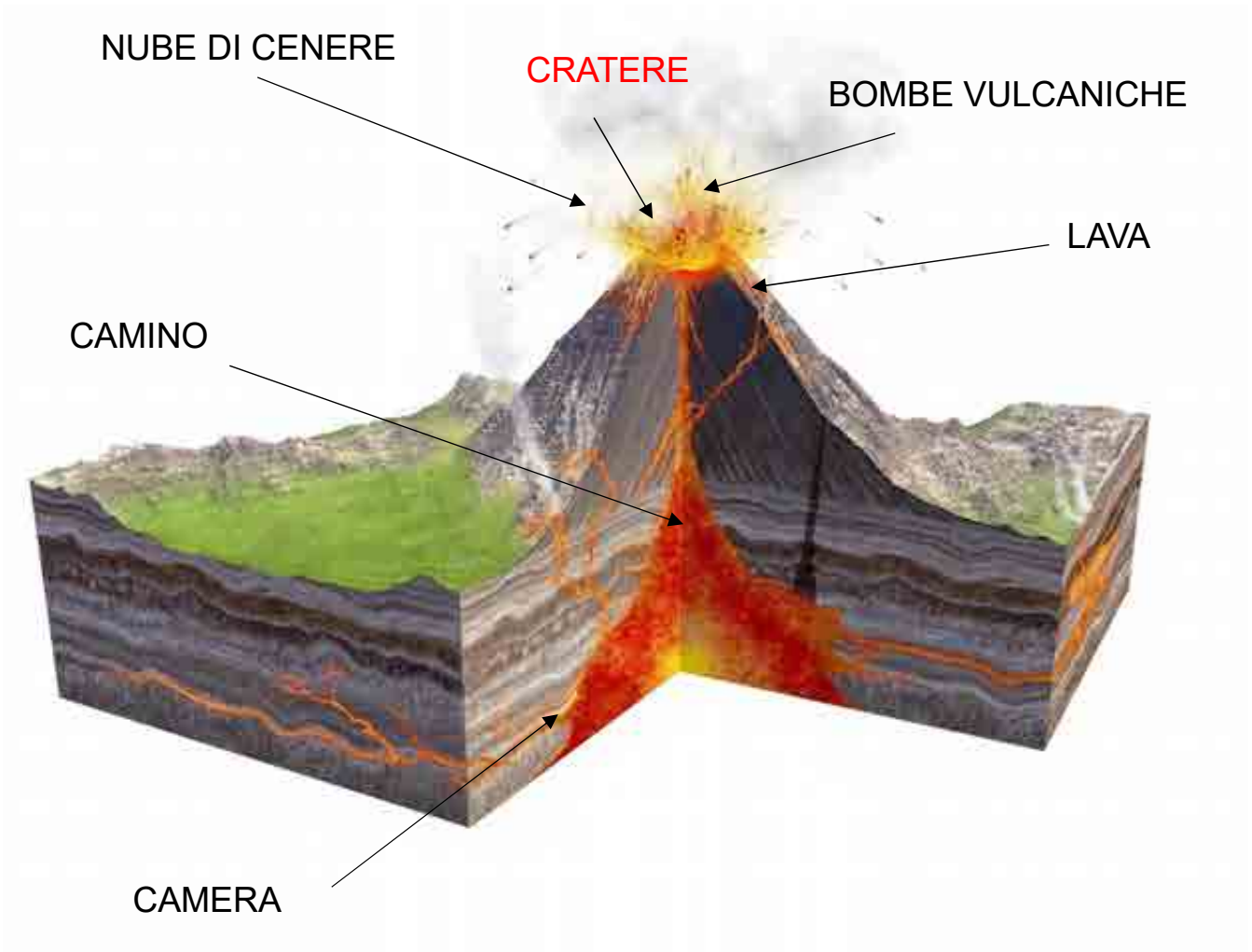


VEDIAMO



IL LATO ESTERNO.

L'EDIFICIO VULCANICO



Gli edifici vulcanici sono la parte esterna del vulcano



CRATERI SOMMITALI



CRATERE A POZZO



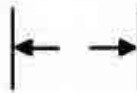
I CRATERI A POZZO

—

SONO



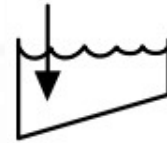
BUCHI



LARGHI

+

E



PROFONDI.



DAI



CRATERI SOMMITALI



FUORIESCONO



NUVOLE DI CENERE

+

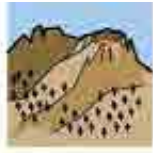
E



GAS.



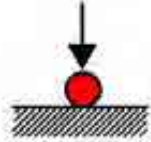
ATTORNO



AGLI EDIFICI VULCANICI



DELL' ETNA



SI TROVANO



I VILLAGGI



DEI PESCATORI



ACIREALE




ACITREZZA



ACICASTELLO

ACITREZZA



IL MARE



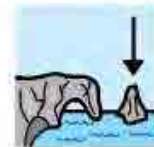
ERODE LE ROCCE



E



SI FORMANO



GLI SCOGLI .



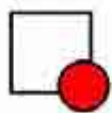
GLI SCOGLI



SI CHIAMANO



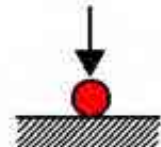
FARAGLIONI .



DAVANTI



ACITREZZA



SI TROVANO



I FARAGLIONI




E



L'ISOLA LACHEA.

ISOLA LACHEA



TANTO TEMPO FA



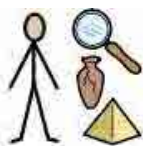
GLI UOMINI PREISTORICI



ABITAVANO



L'ISOLA LACHEA .



GLI ARCHEOLOGI



HANNO TROVATO



ASCE



E



TOMBE .

ACIREALE

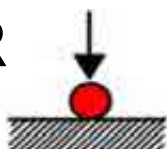


AR



AR

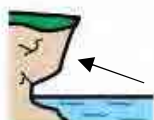
ACIREALE



SI TROVA



A PICCO SUL MARE .



IL BURRONE



SI CHIAMA



TIMPA .



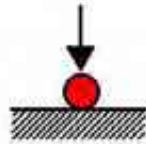
VAL CALANNA



NELLA



VAL CALANNA




SI TROVA



IL MONTE CALANNA.



IL MONTE CALANNA



È GIALLO.



LA LAVA

DELLE



ERUZIONI



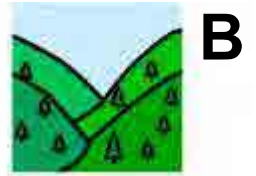
HA FORMATO



IL MONTE CALANNA .



VALLE DEL BOVE



VALLE DEL BOVE



È




A FORMA



DI ZOCCOLO



DI



BOVE



PERCIO'



SI CHIAMA



VALLE DEL BOVE .



NELLA



VALLE DEL BOVE



NON CI SONO



ABITANTI.

ELLITTICO



 >   
A NORD DEL VULCANO ETNA SI TROVANO LA VALLE DEL LEONE

+ 
E L'ELLITTICO.

 -  > 
L'ELLITTICO E' UNA ZONA DEL VULCANO ETNA


DI FORMA ELLITTICA.

